



# What you need to do in case the siren-alarm goes off?

This flyer provides you a systematic approach on how to respond and protect yourself and others. Read flyer carefully and save flyer in a handy location (e.g. utility closet, refrigerator) so it is available at all times in case you hear the siren-alarm.

There is an urgent danger when the siren-alarm goes off in your area. Go inside ASAP, take the flyer, follow instructions, turn on L1 radio or tv. The siren-alarm only warns people in the area where the threat is. This could apply to multiple municipalities, but also only to some neighborhoods.

From the moment the siren-alarm goes off L1 (regional news channel) becomes the disaster channel. Through this channel, the government provides updates/guidance. Follow the instructions provided.


The government also provides information via [www.crisis.nl](http://www.crisis.nl), NL-Alert (text message on your phone), [www.veiligheidsregio.nl](http://www.veiligheidsregio.nl) (in English upper right corner)

Once the disaster channel announces that all is clear, you can assume the risk has vanished.





Attention: Your municipality tests the siren-alarm every first Monday of the month at 12:00. No action required.

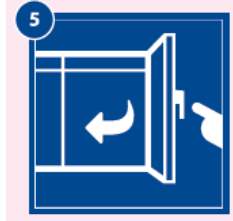
## What to do in case the siren-alarm goes off?

- 

**Do not panic, stay calm but respond directly.**
- 


**Go Inside**  
Stop your activities, do not go outside and safeguard yourself
- 

**Take care of others**  
Warn by signals to go inside
- 


**Read Instructions**  
Follow actions.
- 

**Close all windows/doors**
- 

**Turn of ventilation systems**  
If needed by switch
- 

**Close openings**  
Close of gaps, vents or fire place with a wet towel
- 

**Stay away from doors and windows**
- 

**Turn to L1 on radio or TV**  
Follow instructions
- 

**Follow NL Alert on smartphone**